



# A JOURNEY TO NET ZERO CARBON





2023



# CONTENTS

EXECUTIVE SUMMARY.....	1
SUSTAINABILITY AT LORD'S.....	2
MCC CARBON FOOTPRINT.....	3
MCC REDUCTION TARGETS.....	4
CARBON REPORTING PLAN.....	4
CARBON REDUCTION SCENARIO PLANNING.....	6
EMISSIONS REDUCTION OPPORTUNITIES.....	10
FAN CARBON CALCULATOR AND OFFSETTING OPPORTUNITIES.....	11
CONCLUSION.....	12



# EXECUTIVE SUMMARY

**Net Zero Group (NZG) has collaborated with Lord's Cricket Ground, known as the Home of Cricket, owned by Marylebone Cricket Club (MCC), to develop 'A Journey to Net Zero Carbon'.**

Sustainability has been on the agenda at Lord's for some time, with MCC being one of the first sports clubs in the world to hire a full-time Sustainability Manager in 2009. The Club has since introduced several initiatives, such as those focusing on waste, water, energy and biodiversity, to ensure that MCC is a leader in sustainability in cricket.

By becoming a signatory of the UN Sports for Climate Action (S4CA) Framework and partnering with NZG, MCC has set the objective of reducing its operational carbon footprint by 100% by 2030, if not earlier. This includes Scope 1 natural gas and Scope 2 electricity, with any residual emissions, being offset to become carbon neutral. Our objective is to become net zero carbon, as defined by the Science Based Targets Initiative (SBTi) for Scopes 1, 2 and 3, by 2040. This will mean a complete transition away from reliance on fossil fuels with Lord's being operated and powered using sustainable green energy.

By partnering with NZG, MCC builds on its sustainability actions to date with a robust carbon reporting strategy covering Scopes 1, 2, Scope 3

Categories 4-7 and 9 – in line with the government's Procurement Policy Note (PPN).

The baseline against which emissions reductions are assessed has been set at 2022 (calendar year). This strategy which MCC and NZG have produced outlines MCC's historical emissions and carbon measurement timeline to capture the Scope 3 PPN reporting categories for 2023/4 and the remaining categories in the following years to ensure that emissions reductions are based upon validated evidence.

'NetScope', NZG's carbon reporting software, enables MCC to measure, report, and verify its carbon emissions

(in tonne CO<sub>2</sub>-equivalent, or tCO<sub>2</sub>e) and track and monitor reductions year-on-year. It also acts as MCC's project management tool to implement its Net Zero Sustainability Timeline, Net Zero Reduction Timeline, and Pathway Tasks, which must be completed to achieve the Club's reduction targets.

In collaboration with NZG, MCC has created a robust carbon reporting pathway with review points to take account of each year's analysis and the identification of emission hot spots across the organisation.

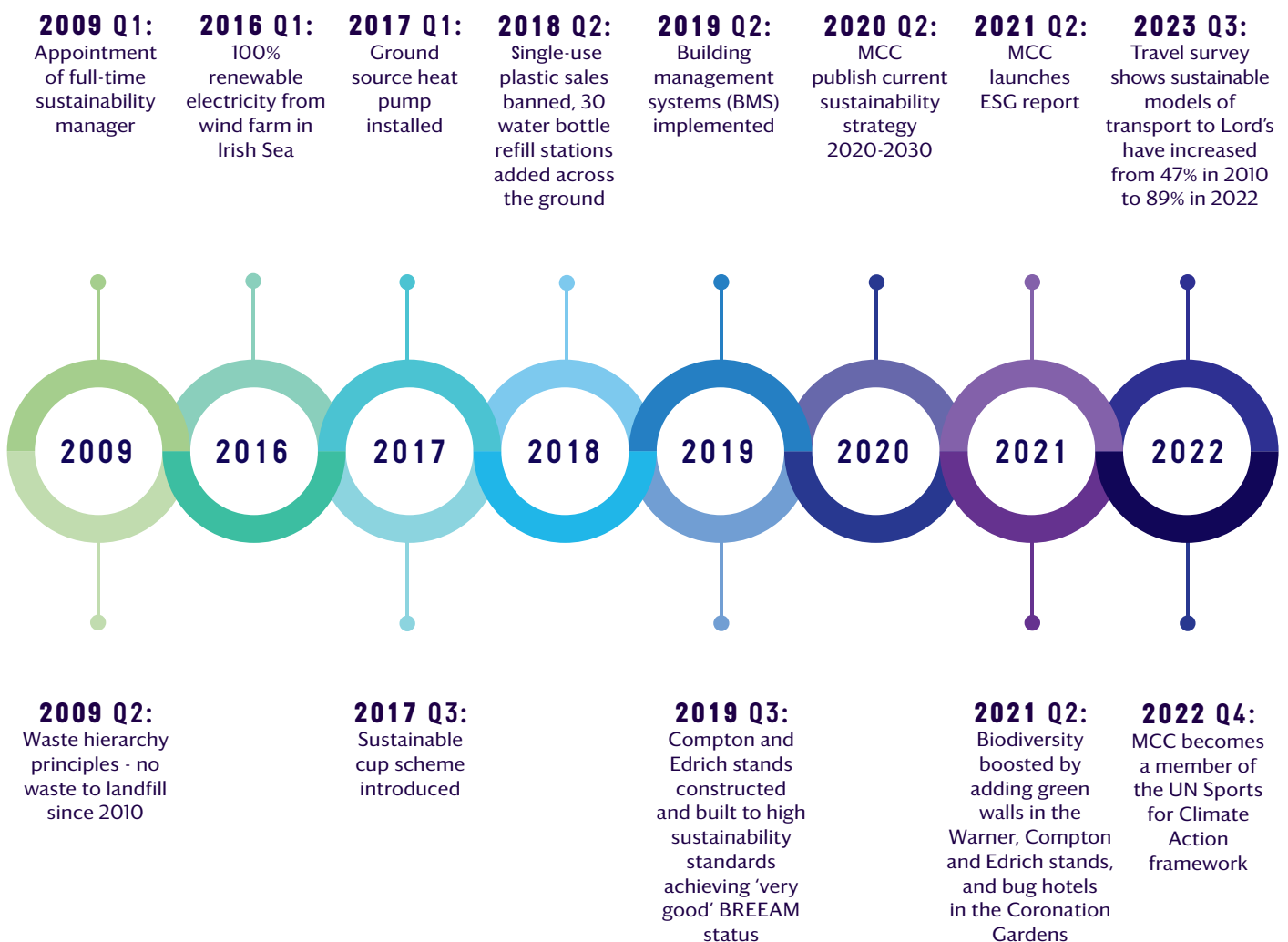
**The long-form version of this document includes expanded detail which is available upon request.**



# 1 SUSTAINABILITY AT LORD'S

MCC is proud of its well-established tradition in sustainability; it was one of the first sports clubs in the world to hire a full-time sustainability manager in 2009, with significant progress made since then.

Figure 1 shows the Club's sustainability achievements since 2009




The knowledge and understanding of sustainability has evolved at Lord's, including the Club's direct and indirect carbon emissions. MCC has now set the objective of becoming a net zero carbon organisation, independently verified by the Club's carbon consultant Net Zero Group.

## 2 MCC CARBON FOOTPRINT

With guidance from Net Zero Group (NZG) and following the Greenhouse Gas Protocol, the Club has calculated its baseline carbon footprint. The direct emissions (Scope 1) mostly arise from natural gas use and the Club's two fleet vehicles. Scope 2 consists of emissions due to the Club's electricity use. The Club will use NZG's 'NetScope' carbon accounting platform to assess Scope 3 value chain emissions. This will cover emissions from producing goods and services in MCC's operations, such as for food consumption in the Ground, waste handling and materials used in the maintenance and development of the Ground. Importantly, it will not yet cover transport emissions from spectators travelling to and from Lord's.

MCC's baseline level of emissions covers only Scopes 1 and 2 for the 2022 reporting period. Measurement is taken from NZG's carbon reporting software 'NetScope'. Since 2016, MCC's Scope 2 emissions have been deemed zero emissions (0 tCO<sub>2</sub>e) as the electricity consumption is supplied by Renewable Energy Guaranteed of Origin (REGO)-backed green electricity generated and transmitted from a wind farm in the Irish Sea.

MCC has now set the objective of completing the data collection and measurement processes for Scope 3 Categories through NetScope. Presently, no Scope 3 emissions contribute to MCC's 2022 Baseline Audit, which is the starting point on the journey to net zero. As and when emissions from Scope 3 are evaluated, the Club will update its carbon footprint.



SOURCE OF ENERGY & EMISSIONS	ENERGY CONSUMPTION [KWH]	GHG EMISSIONS [TCO <sub>2</sub> E]
Combustion of Natural Gas	1,521,660	256.32
Fleet Vehicles	15,000 miles	3.74
<b>Scope 1 Total</b>	<b>1,521,660</b> (not including fleet vehicles)	<b>260.06</b>
Generation of Purchased Electricity	4,957,050	958.59
Scope 2 removed due to REGO	4,957,050	958.59
<b>Scope 2 Total</b>	<b>0</b>	<b>0</b>
<b>Grand Total</b>	<b>1,521,660</b>	<b>260.06</b>

Table 1: Baseline Audit 2022



### 3 MCC REDUCTION TARGETS

Since July 2022, MCC has been a signatory of the UN Sports for Climate Action Framework (S4CA), which has helped the Club accelerate its decarbonisation journey. MCC will aim to achieve the principles defined by the S4CA framework with the objective of achieving net zero carbon; these outline that members should achieve a 50% reduction in Scopes 1 and 2 emissions by 2030 (without offsets) and be net zero for Scopes 1, 2 and 3 by 2040.

However, the Club is aiming to be more ambitious than this and has set the objective of a 100% reduction in Scopes 1 and 2 by 2030, if not sooner. We will follow the energy and carbon hierarchy to drive down our energy demand first, substitute natural gas for electricity where we can next, and only last use offsets.

Based upon the S4CA Framework, MCC will aim to achieve the carbon reduction targets as identified below:

#### CARBON REDUCTION TARGETS

- 100% reduction in 2022 baseline emissions Scopes 1 and 2 by 2030, if not sooner, using emissions offsets only when necessary.
- Measuring Scopes 1, 2 and 3 (Government-derived PPN 06/21 Scope 3 Categories) by the end of 2024.
- MCC has set the objective of being net zero carbon for Scopes 1, 2 and 3 by 2040 in line with the Science Based Targets initiative (SBTi) target of 90% carbon footprint reduction with the remaining 10% neutralised through carbon removals.

This net zero carbon strategy has the total commitment of the MCC Committee, Club Officers and the Executive. Delivery will be achieved by focusing on key elements, such as energy efficiency, energy decarbonisation, and carbon footprint monitoring and evaluation through NetScope software.

### 4 CARBON REPORTING PLAN

Table 1 on page 3 illustrates that MCC's baseline 2022 footprint totals 260.06 tCO<sub>2</sub>e based only on Scopes 1 and 2. NZG will support MCC to progress Scope 3 categories reporting to include PPN 06/21 (C4 Transportation and distribution, C5 Waste generated in operations, C6 Business travel, C7 Employee commuting & C9 Transportation and distribution).

Once each PPN Scope 3 Category is measured, estimated to be in 2024, MCC will have a complete baseline audit based upon PPN reporting criteria, from which current and future annual audits will be compared in MCC's annual emissions reports. As more emissions are added to the footprint, MCC Members will be continually updated and asked to comment on progress.

By the end of Q1 2024, MCC will have input and supplied evidence for all the necessary data to complete their full NetScope audit for Scope 3 PPN Categories, from which NZG will create the updated annual footprint report.

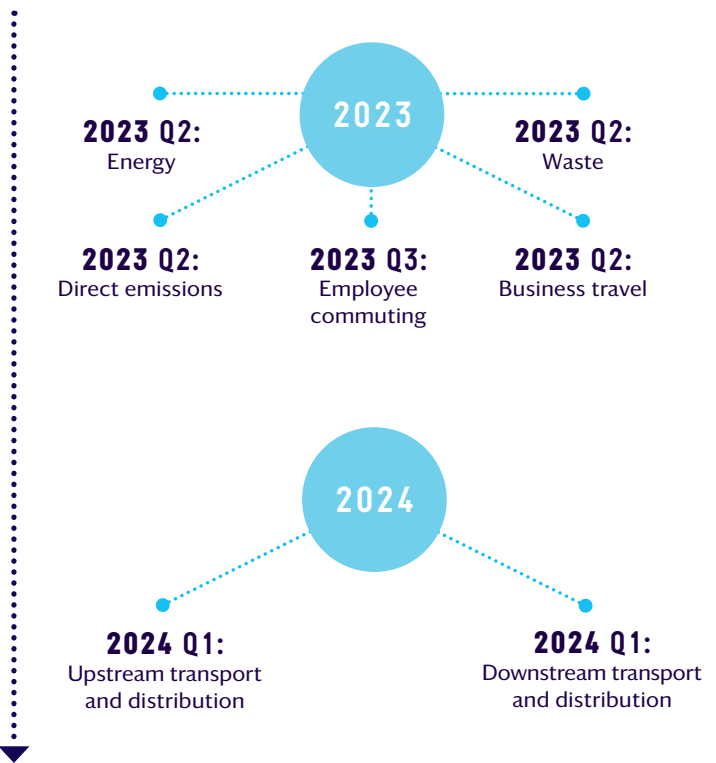


Figure 2: MCC net zero management timeline

MCC will capture all other Scope 3 value chain emissions with the objective of reducing these to net zero by 2040.

**THESE CATEGORIES ARE:**

- 1** **GOODS & SERVICES**  
(Extraction, production, and transportation of goods and services purchased or acquired by the reporting company in the reporting year)
- 2** **CAPITAL GOODS**  
(Extraction, production, and transportation of capital goods purchased or acquired by the reporting company in the reporting year)
- 3** **FUEL AND ENERGY-RELATED ACTIVITIES**  
(Extraction, production, and transportation of fuels and energy purchased or acquired by the reporting company in the reporting year, not already accounted for in Scope 1 and/or Scope 2)
- 8** **UPSTREAM LEASED ASSETS**  
(Operation of assets leased by the reporting company (lessee) in the reporting year and not included in Scope 1 and Scope 2 - reported by the lessee)
- 10** **PROCESSING OF SOLD PRODUCTS**  
(Processing of intermediate products sold in the reporting year by downstream companies (e.g., manufacturers))
- 11** **USE OF SOLD PRODUCTS**  
(End use of goods and services such as food and retail sold by the reporting company in the reporting year)
- 12** **END-OF-LIFE TREATMENT OF SOLD PRODUCTS**  
(Waste disposal and treatment of products sold by the reporting company (in the reporting year) at the end of their life)
- 13** **DOWNSTREAM LEASED ASSETS**  
(Operation of assets owned by the reporting company (lessor) and leased to other entities in the reporting year, not included in Scope 1 and Scope 2 - reported by the lessor)
- 14** **FRANCHISE**  
(Operation of franchises in the reporting year, not included in Scope 1 and Scope 2 - reported by the franchisor)
- 15** **INVESTMENTS**  
(Operation of investments (including equity and debt investments and project finance) in the reporting year, not included in Scope 1 or Scope 2)

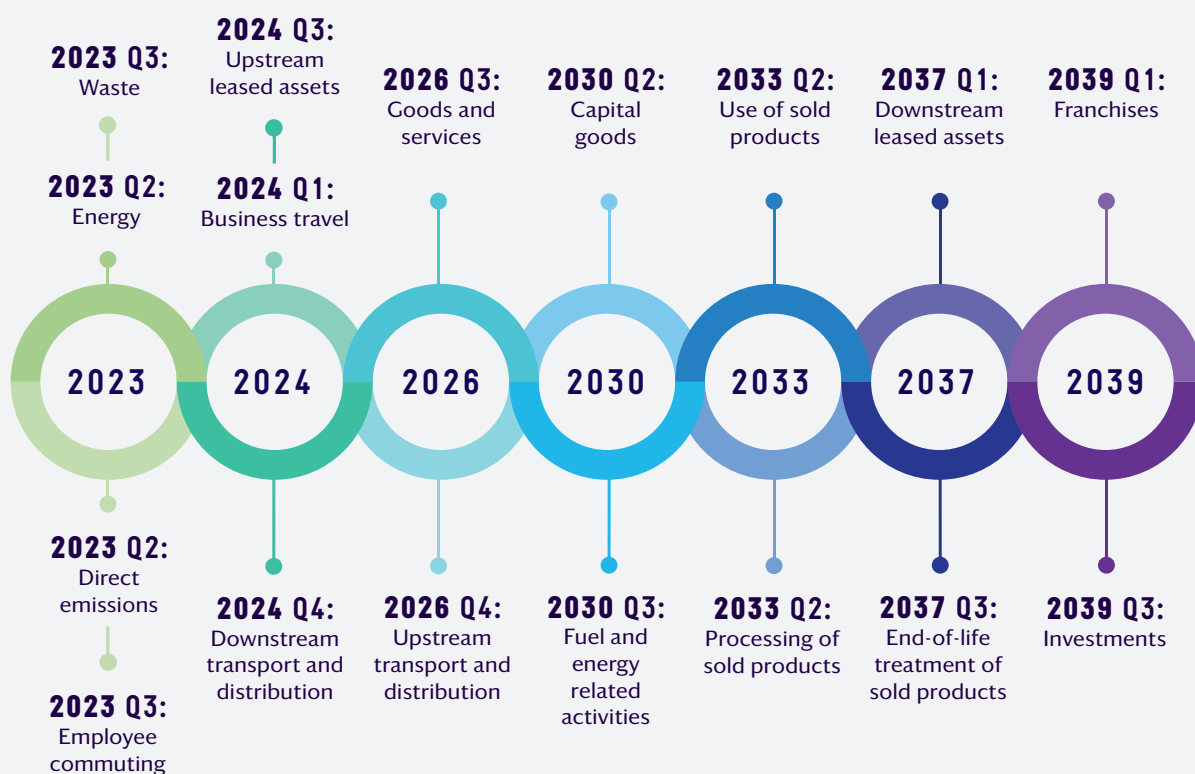


Figure 3 above is an example of MCC Scope 3 net zero measurement timeline

# 5 CARBON REDUCTION SCENARIO PLANNING

If no action is taken, the Business-as-Usual (BAU) Scenario outlined here displays the forecasted emissions trajectory for Scope 1 (Natural Gas only) and Scope 2 (Electricity). As MCC's Scope 2 is entirely sourced from renewable energy it is, therefore, removed from the total calculated carbon. Similarly, MCC's fleet vehicle (Scope 1) emissions are excluded due to their statistical insignificance in MCC's total footprint when compared to the emissions from natural gas, and the variability of this inclusion would add to the BAU statistical model. To keep evolving with regulations and reporting standards, and if new

technology or processes are developed, the Club will review and amend methods as needed.

It is important to note that the BAU Scenario does not consider any currently planned emissions reduction activities or account for the planned construction of new stands at Lord's Cricket Ground in 2025-2027, estimated to increase Ground capacity by 1000. It also does not include Scope 3 emissions data. However, given that MCC's 2030 reduction target is to achieve net zero for Scopes 1 and 2, this graph indicates MCC's current progress towards that goal.

Scope 1 business as usual tCO2e trajectory (2022 baseline year)

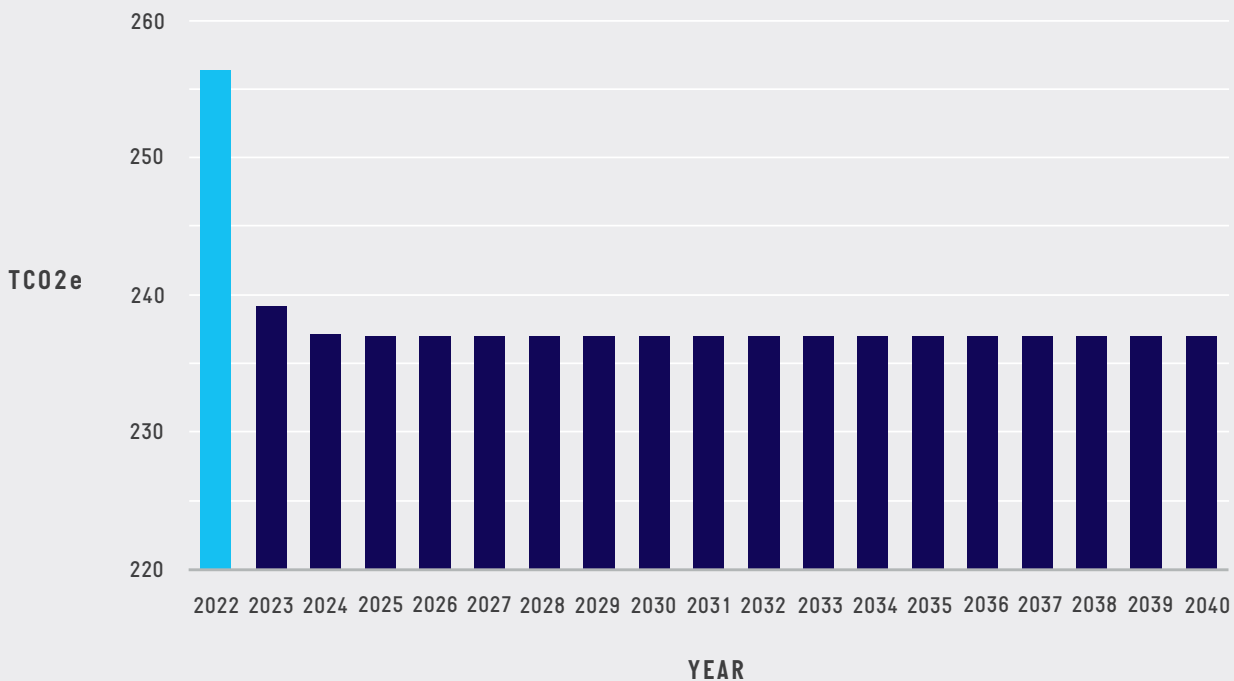


Figure 4: Scope 1 tCO2e Natural Gas Business as Usual Projection 1





In line with the current plan, full PPN Scope 3 coverage will be measured and reported by the end of 2024. The data collected by MCC at that point will inform a more accurate iteration of Scope 3 emissions.

The following graph indicates the trajectory of emissions reductions (minimum requirement) to achieve these targets. With the 2022 baseline emissions for Scopes 1 and 2 at 260.06 tCO<sub>2</sub>e, to be in line with the S4CA, MCC must, at the very least, reduce its Scopes 1 and 2 emissions to 130.03 tCO<sub>2</sub>e by 2030. To achieve this, NZG has projected that MCC must reduce its Scopes 1 and 2 emissions, at the minimum, by the rates detailed.

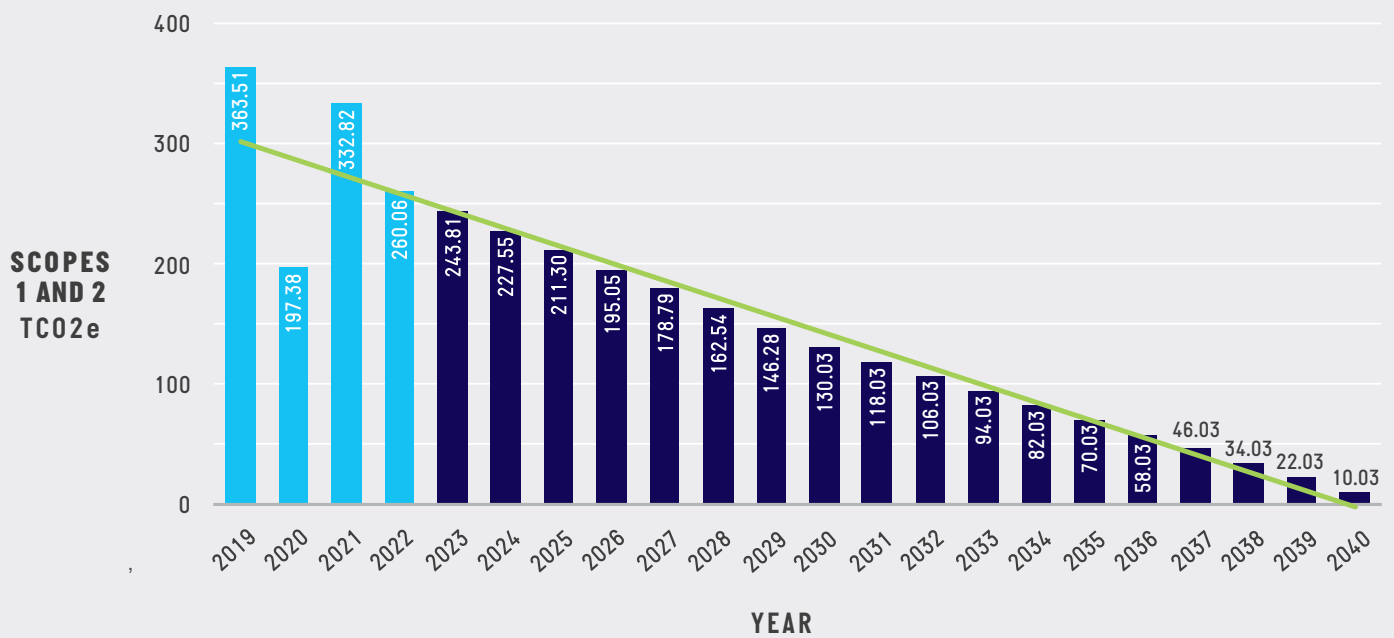


Figure 5: Scopes 1 and 2 Emissions Reduction Trajectory Graph

— Trend line for Scopes 1 and 2 tCO<sub>2</sub>e



The S4CA target outlines a 50% emission reduction in Scopes 1 and 2 by 2030, nevertheless, based upon currently discussed emissions reduction activities, it is anticipated that MCC's Scopes 1 and 2 will likely be reduced more immediately.

The more immediate reduction pathway is highlighted in the following graph, which indicates the trajectory of emissions reductions (minimum requirement) to achieve 100% emissions reductions in Scopes 1 and 2 by 2030. With the 2022 baseline emissions for Scopes 1 and 2 at 260.06 tCO<sub>2</sub>e, MCC must reduce its Scopes 1 and 2 emissions by an average of 32.51 tCO<sub>2</sub>e each year until 2030.

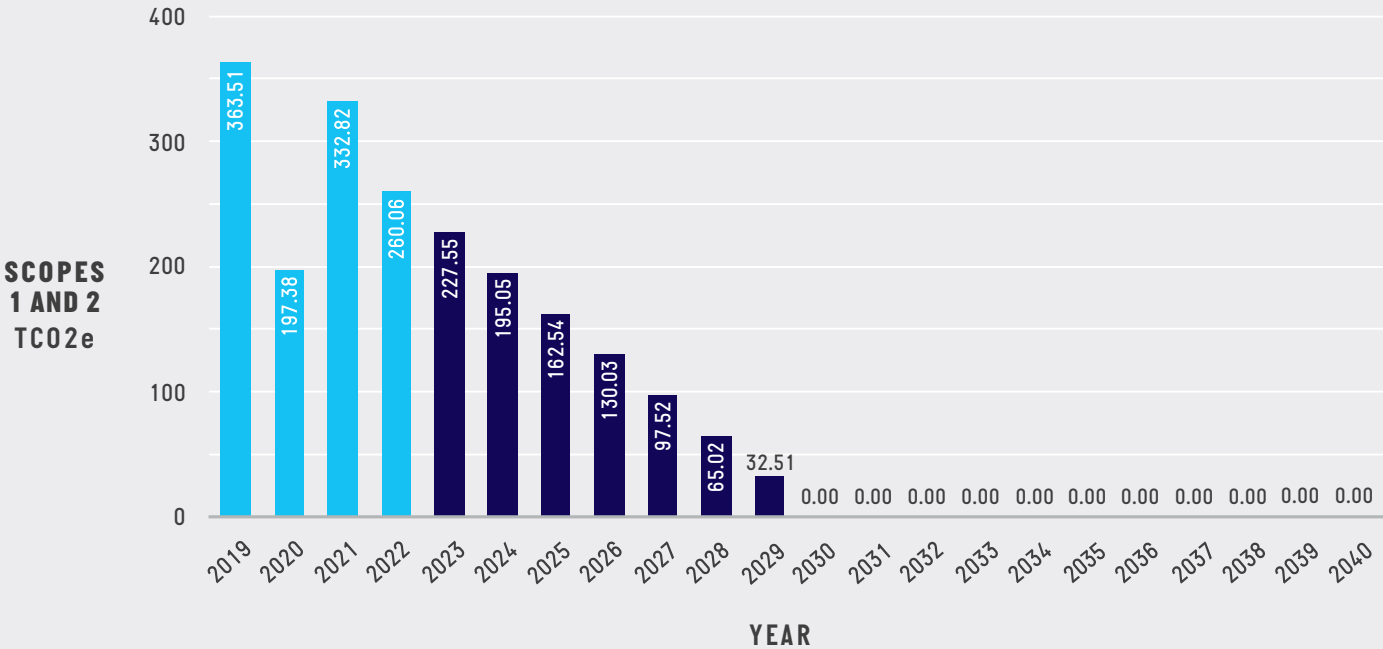


Figure 6: Scopes 1 and 2 Emissions Reduction Trajectory Graph (100% reduction by 2030)



## 6 EMISSIONS REDUCTION OPPORTUNITIES

MCC has targeted key actions centred on emissions reductions scheduled for the upcoming years. These include a programme to replace natural gas use with electricity and electrification of the MCC fleet, together these will eliminate emissions from Scope 1. In addition, MCC will target emissions hotspots to address important Scope 3 value chain emissions, and MCC will complete its Scope 3 emissions calculation within NetScope (PPN Categories) to identify emissions hotspots within the Club's value chain.

Although these projects have not yet commenced, their implementation will contribute to significant decarbonisation of MCC's direct emissions, and, once implemented, MCC will collate the data, and the project's effectiveness will be captured by the NetScope platform.

In future audits, the embodied carbon of newly constructed stands, to be developed in 2025 and opened in 2027, will be included. Although this construction will follow the 'London Plan' and be certified as BREEAM Excellent, it will nevertheless incur an increase in Scopes 1 and 2 but predominantly Scope 3 emissions arising from the manufacturing of the materials, such as steel, cement and glass, which the Club will account for by revising the footprint. No major ground development projects are planned for 2030 and beyond; if projects are considered, then updates will be made.

Following MCC's first annual audit, MCC will create an updated Carbon Reduction plan to target the necessary actions, investments, and projected impacts to achieve MCC's near-term and long-term net zero targets. From the second completed annual audit onwards, carbon reduction actions will be tracked within NetScope, permitting analysis of comparison of projected emissions reductions with actual emissions reductions.



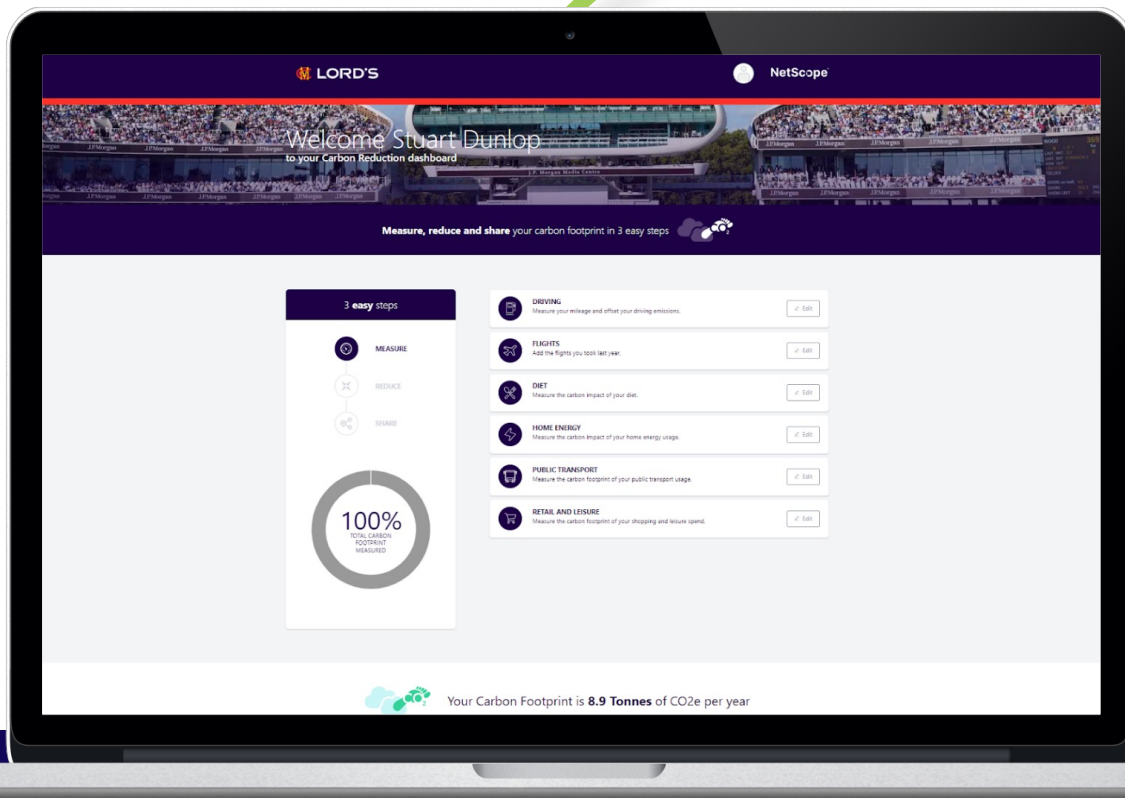
# 7 FAN CARBON CALCULATOR AND OFFSETTING OPPORTUNITIES

Net Zero Group (NZG) has created a Fan Carbon Calculator for MCC to allow its visitors to measure their lifestyle footprints, allowing MCC to engage with the fans, spectators and Members at Lord's Cricket Ground.

The value of facilitating its fans and Members to understand, measure and share their carbon footprints is a key step to spreading a positive message, broadening carbon literacy in the cricket community, and establishing MCC as an industry leader in sustainability action. Whilst the Fan Carbon Calculator does not yet contribute to MCC's internal carbon inventory, MCC will work with NZG to develop this tool so that it may enable Scope 3 reduction.

If MCC decides it should proceed with offsetting its emissions year-on-year to complement its emissions reduction actions, NZG offers carbon offset projects through its direct impact carbon offsetting brand, iOffset. If offset projects more directly linked to cricket emerge, this could also be considered.

NZG identifies, sources and offers offsetting projects that, if desired, the Club's executive and Members would agree upon based on the core values of reliability, permanence, additionality, integrity, environmental benefits and community, allowing organisations to neutralise their impact.



## 8 CONCLUSION

Marylebone Cricket Club has made substantial progress over the past 13 years regarding its sustainability activities and emissions reduction. As owner of the Home of Cricket, guardian of the Laws of the game, in a sport with global reach, MCC's approach to sustainability is important both as a statement for a more progressive and forward-thinking industry and to create a case study for other sporting organisations to follow.

This document outlines MCC's progress thus far to correlate its current position and planned projects with its emissions reduction and net zero targets. By becoming a signatory of the UN Sports for Climate Action Framework and partnering with Net Zero Group (NZG), MCC aims to reduce its operational carbon footprint by 100% by 2030, if not earlier. This includes Scope 1 natural gas and Scope 2 electricity, with any residual emissions, being offset to become carbon neutral. Our objective is to become net zero carbon, as defined, by the Science Based Targets Initiative (SBTi) for Scopes 1, 2 and 3, with the target of achieving this by 2040.

This will lay the groundwork for MCC measuring carbon emissions within the carbon reporting software NetScope, taking actions that will reduce the Club's emissions and carbon footprint monitoring supported by NZG.









# MARYLEBONE CRICKET CLUB'S JOURNEY TO NET ZERO



**Version: September 2023**

Marylebone Cricket club  
Lord's Cricket Ground, London NW8 8QN

